

Programa Europa DIGITAL

**Programas de Gestão Direta da Comissão Europeia:
Que financiamentos no ciclo 2021-2027?**

Braga, 17.10.2023

Mário Amaral (mario.amaral@fct.pt)

Programa Europa DIGITAL

Desafios

- **Competitividade global**
- **Proteção de infraestruturas e dados sensíveis**
- **Assegurar interoperabilidade e alcançar massa crítica**

Missão

- **Autonomia estratégica na Europa: construir capacidades tecnológicas e competências (“skills”) digitais essenciais**
- **Tecnologias digitais chave:**
 - **Acelerar a sua implantação**
 - **Promover a sua melhor utilização**



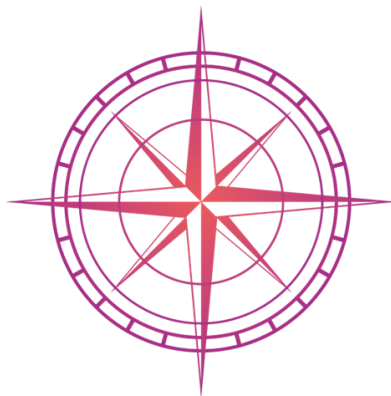
Alinhamento com a Bússola Digital da Comissão Europeia

Skills

20 million employed **ICT specialists**, more graduates + gender balance
80% of adults can **use tech** for everyday tasks

Government

Key Public Services - 100% online
Everyone can **access health records online**
Everyone can use **eID**



Infrastructure

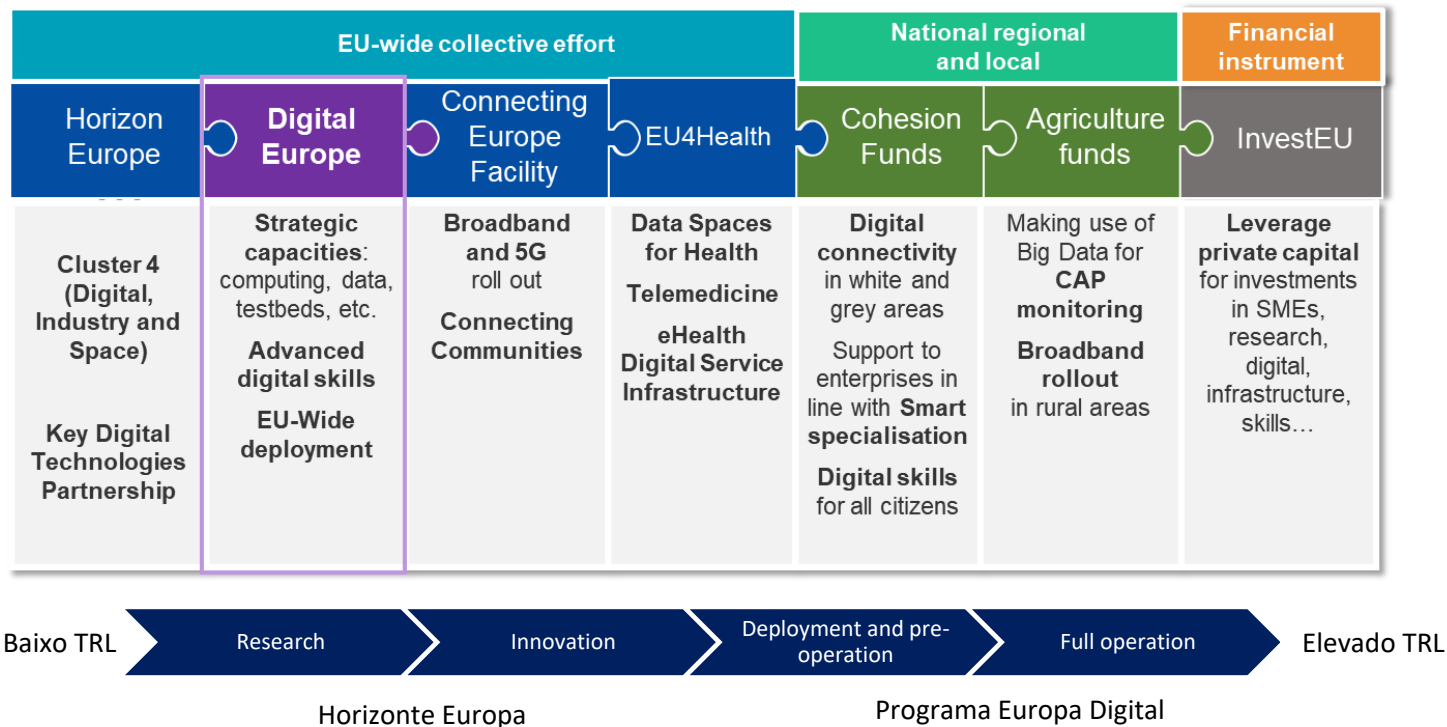
Gigabit connectivity for everyone, **high-speed mobile coverage** (at least 5G) everywhere
EU produces 20% of world's **semiconductors**
10 000 **cloud edge nodes** = fast data access
EU **quantum computing** by 2025

Business

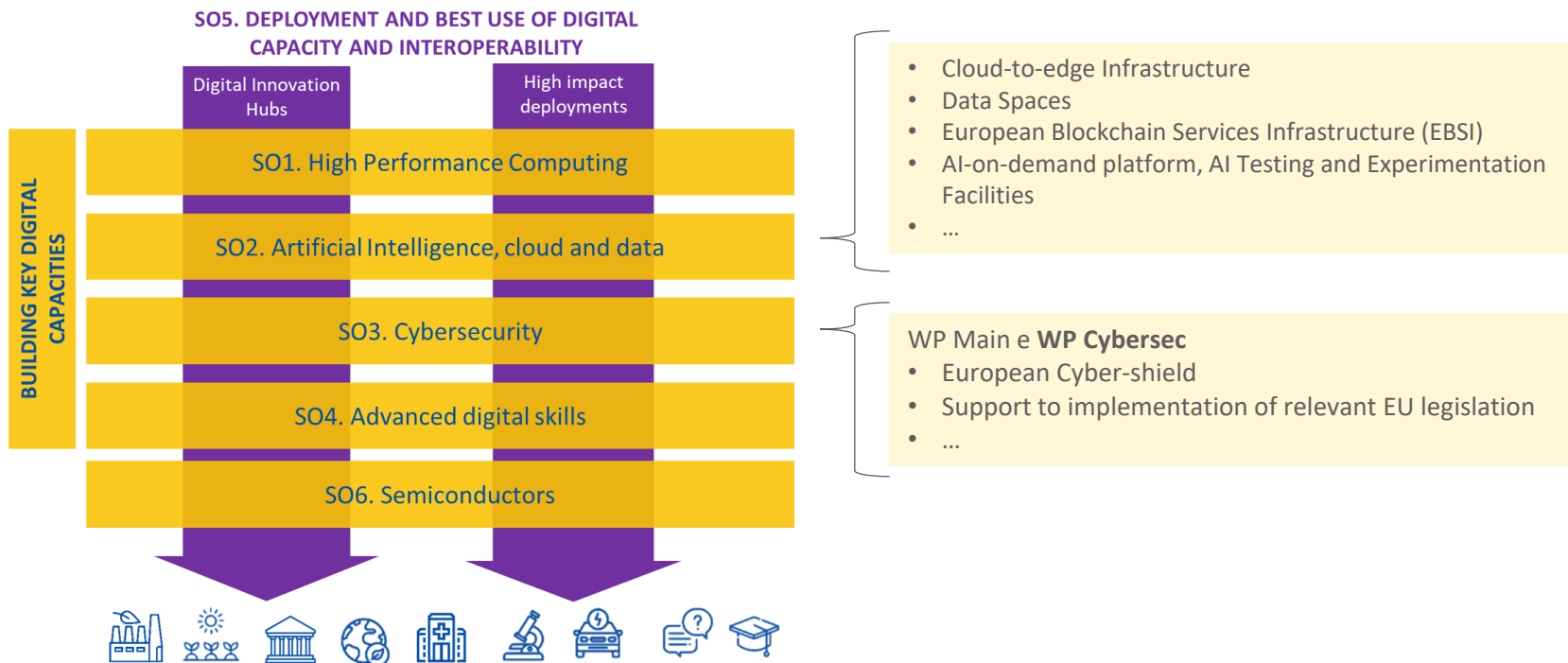
75% of companies using **Cloud, AI or Big Data**
Double the number of **unicorn startups**
90% of **SMEs taking up tech**

Sinergias entre programas do Quadro Financeiro Plurianual da UE (2021-27)

- Programa Europa DIGITAL: 7 600 M€

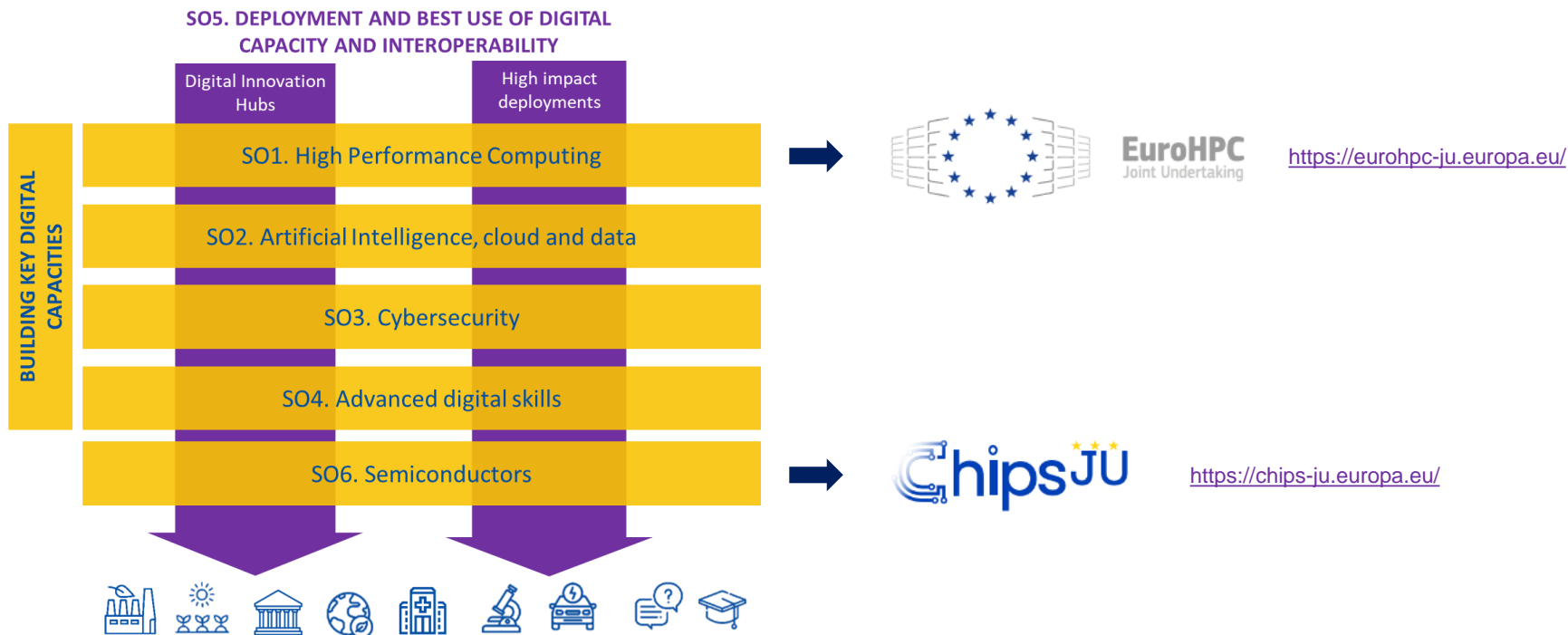


Objetivos estratégicos e estrutura programática



Setores de aplicação: **Saúde, Agro-alimentar, Mobilidade e Cidades Inteligentes, Produção industrial, Energia, Justiça, entre outros**

Parcerias Institucionalizadas (Tripartidas) do Horizonte Europa e DIGITAL



Programas de Trabalho

Programas de Trabalho (2023-24) – publicados

- [Main WP 2023-2024](#)
- [Cybersecurity WP 2023-2024](#)
- [EuroHPC WP 2023 \(5th amendment\)](#)
- [European Digital Innovation Hubs WP 2021-2023](#)

Programa de Trabalhos Principal
(‘Main’ WP) 2023-24 em vigor

- Apenas orçamento para 2023

Áreas	Orçamento total (EUR Milhões)
5.2 Deployment of Public Services	66.6
1. High Performance Computing (HPC) / 1.1. Destination Earth	60.0
2.2 Data for EU	57.1
2.3 Artificial Intelligence	38.0
4.1 Specialised education programmes in key capacity areas	32.0
5.3 Confidence in Digital Transformation	26.7
2.1 Cloud-to-edge Infrastructure and services	25.0
3.1 Incident Response Support and Preparedness for Key Sectors	20.0
6.4 Other support actions	13.0
7.1 Investment Platform for Strategic Digital Technologies	10.0
4.3 Cybersecurity Skills Academy	10.0
5.1 Blockchain	10.0
4.2 Reinforcing Skills in (micro)electronics	10.0
6.3 Information Systems for the Digital Services Act and Digital Markets Act	7.8
4.4 Boosting digital skills of young people, in particular girls	6.0
5.4 EU Energy Saving Reference Framework	5.0
6.2 Supporting the Network of National Contact Points (NCPs)	2.0
6.1 Support to Dissemination and Exploitation (D&E)	0.3
Total (2023-24)	399.5

Programas de Trabalho (2023-24) – publicados

- [Main WP 2023-2024](#)
- [Cybersecurity WP 2023-2024](#)
- [EuroHPC WP 2023 \(5th amendment\)](#)
- [European Digital Innovation Hubs WP 2021-2023](#)

Programa de Trabalhos Principal (‘Main’ WP) 2023-24 em vigor

- Apenas orçamento para 2023

Tipos de Ação	Orçamento total (EUR Milhões)
Simple grant (50% co-funding rate)	127.3
Procurement	90.6
Contribution Agreement	80.0
Lump sum grant	30.0
Procurement - framework contract	20.0
n.d.	13.0
Coordination and support action (100% EU funding rate)	10.3
SME support grant (75% co-funding rate for SMEs and 50% for all the other beneficiaries)	10.0
Financial Instrument	10.0
Procurement (co-financed with the fee to be leveraged on Very Large Online Platforms)	7.8
Coordination and Support Action (100% funding rate) to identified beneficiary	0.5
Total (2023-24)	399.5

Participação nacional

Participação nos concursos anteriores: Estados Membros

Country Name	Proposals Eligible	% (of total)	Applications Eligible	% (of total)	EU Contribution (EUR) Requested	% (of total)	Proposals Retained	Success Rate Proposals	Requested EU Contribution (EUR) in Retained Proposals	Success Rate EU Contribution	Applications Retained	Success Rate Applications
Totals	757	100,00%	7.657	100,00%	€ 2.151.313.694	100,00%	406	53,63%	€ 1.335.244.640,51	62,07%	4.576	59,76%
Germany	152	20,08%	532	6,95%	€ 231.265.431	10,75%	97	63,82%	€ 168.391.755,64	72,81%	370	69,55%
France	143	18,89%	550	7,18%	€ 187.654.185	8,72%	95	66,43%	€ 139.493.914,42	74,34%	447	81,27%
Italy	178	23,51%	1.152	15,05%	€ 230.634.620	10,72%	91	51,12%	€ 98.775.424,28	42,83%	421	36,55%
Belgium	130	17,17%	395	5,16%	€ 133.782.678	6,22%	84	64,62%	€ 97.143.748,95	72,61%	265	67,09%
Spain	152	20,08%	734	9,59%	€ 153.142.712	7,12%	82	53,95%	€ 87.576.497,87	57,19%	447	60,90%
Netherlands	99	13,08%	243	3,17%	€ 83.884.544	3,90%	68	68,69%	€ 60.405.567,18	72,01%	194	79,84%
Greece	104	13,74%	451	5,89%	€ 93.700.808	4,36%	62	59,62%	€ 59.090.455,08	63,06%	228	50,55%
Denmark	46	6,08%	139	1,82%	€ 65.177.703	3,03%	36	78,26%	€ 55.905.642,17	85,77%	108	77,0%
Poland	96	12,68%	444	5,80%	€ 131.300.834	6,11%	49	51,04%	€ 54.703.996,89	41,64%	250	56,31%
Austria	74	9,78%	243	3,17%	€ 71.381.023	3,32%	44	59,46%	€ 48.151.970,91	67,46%	141	58,02%
Sweden	65	8,59%	220	2,87%	€ 72.236.555	3,36%	37	56,92%	€ 38.223.585,53	52,91%	122	55,45%
Finland	62	8,19%	211	2,76%	€ 61.335.308	2,85%	41	66,13%	€ 37.913.475,06	61,81%	151	71,56%
Portugal	75	9,91%	441	5,76%	€ 86.210.651	4,01%	40	53,33%	€ 37.769.880,32	43,81%	170	38,55%
Romania	73	9,64%	260	3,40%	€ 56.817.503	2,64%	45	61,64%	€ 37.381.781,84	65,79%	168	64,62%
Ireland	47	6,21%	97	1,27%	€ 49.879.219	2,32%	32	68,09%	€ 37.087.316,81	74,35%	69	71,13%
Slovakia	44	5,81%	148	1,93%	€ 50.953.216	2,37%	27	61,36%	€ 30.463.811,71	59,79%	87	58,78%
Czechia	51	6,74%	119	1,55%	€ 39.340.593	1,83%	31	60,78%	€ 28.020.042,11	71,22%	80	67,23%
Cyprus	40	5,28%	117	1,53%	€ 27.116.775	1,26%	33	82,50%	€ 23.494.284,05	86,64%	90	76,92%
Luxembourg	45	5,94%	70	0,91%	€ 27.837.355	1,29%	36	80,00%	€ 23.255.039,73	83,54%	60	85,71%
Hungary	36	4,76%	95	1,24%	€ 28.435.651	1,32%	27	75,00%	€ 22.866.836,73	80,42%	76	80,00%
Lithuania	40	5,28%	105	1,37%	€ 26.548.404	1,23%	30	75,00%	€ 21.969.156,51	82,75%	89	84,76%
Norway	36	4,76%	91	1,19%	€ 37.393.147	1,74%	25	69,44%	€ 20.836.673,09	55,72%	66	72,53%
Croatia	34	4,49%	123	1,61%	€ 41.260.526	1,92%	17	50,00%	€ 18.760.048,08	45,47%	76	61,79%
Bulgaria	56	7,40%	209	2,73%	€ 51.153.847	2,38%	20	35,71%	€ 17.467.450,11	34,15%	75	35,89%
Latvia	23	3,04%	99	1,29%	€ 17.811.456	0,83%	14	60,87%	€ 13.619.435,98	76,46%	79	79,80%
Estonia	33	4,36%	69	0,90%	€ 21.325.873	0,99%	20	60,61%	€ 13.165.292,79	61,73%	50	72,46%
Slovenia	44	5,81%	110	1,44%	€ 22.263.987	1,03%	28	63,64%	€ 12.151.739,60	54,58%	73	66,36%
Malta	14	1,85%	31	0,40%	€ 20.853.970	0,97%	8	57,14%	€ 8.669.830,71	41,57%	18	58,06%

Participação nos concursos anteriores: Portugal – regiões

Proposals eligible by Country / Region



NUTS 1 Name	Proposals Eligible	% (of total)	Appli... Eligible	% (of total)	EU Contribution (EUR) Requested	% (of total)
Totals	75	100,00%	441	100,00%	€ 86.210.651	100,00%
CONTINENTE	75	100,00%	404	91,61%	€ 78.606.834	91,18%
REGIÃO AUTÓNOMA DA MADEIRA	7	9,33%	16	3,63%	€ 4.438.463	5,15%
Not Available	4	5,33%	5	1,13%	€ 1.088.628	1,26%
REGIÃO AUTÓNOMA DOS AÇORES	5	6,67%	16	3,63%	€ 2.076.727	2,41%

NUTS 2 Name	Proposals Eligible	% (of total)	Applications Eligible	% (of total)	EU Contribution (EUR) Requested	% (of total)	Proposals Retained	Success Rate Proposals	Requested EU Contribution (EUR) in Retained Proposals	Success Rate EU Contribution	Applications Retained	Success Rate Applications
Totals	75	100,00%	404	100,00%	€ 78.606.834	100,00%	40	53,33%	€ 35.393.339,70	45,03%	163	40,35%
Área Metropolitana de Lisboa	53	70,67%	192	47,52%	€ 36.818.836	46,84%	29	54,72%	€ 20.765.613,40	56,40%	82	42,71%
Norte	42	56,00%	118	29,21%	€ 25.698.582	32,69%	20	47,62%	€ 9.051.270,98	35,22%	53	44,92%
Centro (PT)	29	38,67%	78	19,31%	€ 14.374.334	18,29%	11	37,93%	€ 5.031.051,71	35,00%	23	29,49%
Alentejo	10	13,33%	11	2,72%	€ 1.222.563	1,56%	3	30,00%	€ 400.128,64	32,73%	3	27,27%
Algarve	5	6,67%	5	1,24%	€ 492.519	0,63%	2	40,00%	€ 145.274,97	29,50%	2	40,00%

Concursos abertos

Concursos abertos: destaques

2. Cloud, data and Artificial Intelligence | [Main WP 2021-23](#) (publicado)

2.1 Cloud-to-edge Infrastructure and services

- 2.1.2 Highly secure collaborative platform for aeronautics and security industry – [DIGITAL-2023-CLOUD-AI-04-AEROSSEC](#) (Simple grant) [22M€] Data-limite: 22/11/2023

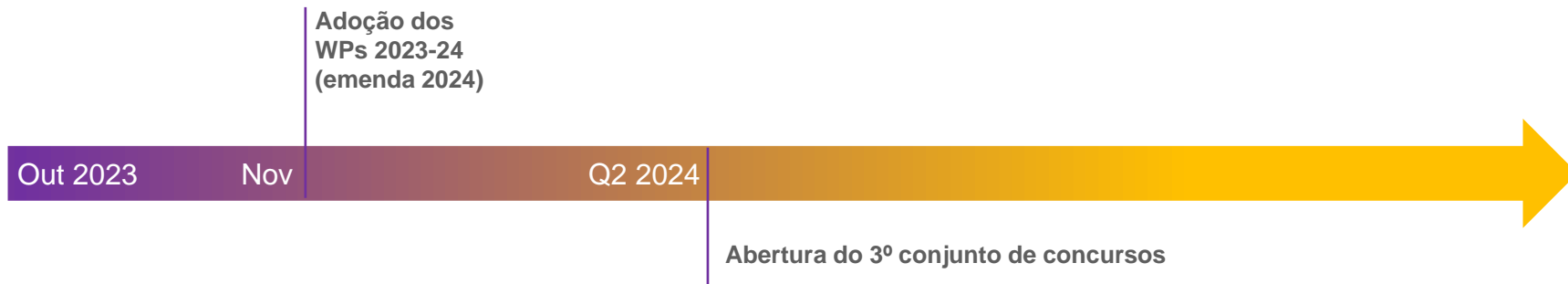
2.2.1 Data for EU (Data spaces)

- 2.2.1.7.1 Federated European Infrastructure for Intensive Care Units' (ICU) data – [DIGITAL-2023-CLOUD-AI-04-ICU-DATA](#) (Simple grant) [5.1M€] Data-limite: 22/11/2023
- 2.2.1.7.2 Genome of Europe – [DIGITAL-2023-CLOUD-AI-04-GENOME](#) (Simple grant) [20M€] Data-limite: 22/11/2023
- 2.2.1.2 Data Space for Cultural heritage – [DIGITAL-2023-CLOUD-DATA-AI-05-CULTHERITAGE](#) (Simple grant) [4.0M€] Data-limite: 23/01/2024
- 2.2.1.3 Data Space for Tourism – [DIGITAL-2023-CLOUD-DATA-AI-05-DATATOURISM](#) (Simple grant) [8M€] Data-limite: 23/01/2024

2.3 Artificial Intelligence

- 2.3.1.1 Coordination of AI sectorial Testing and Experimentation Facilities – [DIGITAL-2023-CLOUD-AI-04-COORDINATEF](#) (CSA) [3M€] Data-limite: 22/11/2023
- 2.3.2 Developing CitiVerse – [DIGITAL-2023-CLOUD-AI-04-DEVELOPCITI](#) (Simple grant) [15M€] Data-limite: 22/11/2023

Calendário indicativo de concursos nos WPs 2023-24 (emenda 2024)



Informação institucional

Mais informação sobre o Programa Europa DIGITAL

fct

- [Página no website da FCT](#)



- [Website oficial do Programa \(DG-CNECT\)](#)
- [Eventos and notícias \(DG-CNECT\)](#)
- [Funding & Tenders opportunities Portal](#)
- [“Digital Skills and Jobs Platform” – Advanced Digital Skills in the Digital Europe Programme](#)

Pontos de Contacto Nacional

SO1 – HPC (Computação de Alto Desempenho) e SO6 – Semicondutores

FCT: Mário Amaral (mario.amaral@fct.pt)

SO2 – Inteligência artificial, “cloud” e dados

DGAE: Ana Costa Paula (AnaCosta.Paula@dgae.gov.pt)

ANI: Cristiana Leandro (cristiana.leandro@ani.pt) | Sofia Azevedo (sofia.azevedo@ani.pt)

INCoDe.2030: José Pedro Antunes (jose.pedro.antunes@incode2030.pt)

AMA: Sílvia Esteves (silvia.esteves@ama.gov.pt) | Patrícia Horta
(patricia.horta@ama.gov.pt)

Aplicações na
Administração Pública

SO3 – Cibersegurança

CNCS: António Rio Costa (ncc@cncs.gov.pt) | ANI, FCT [TBC]

SO4 – Competências (“skills”) digitais avançadas

INCoDe.2030: José Pedro Antunes (jose.pedro.antunes@incode2030.pt)

Pontos de Contacto Nacional

SO5 – Implantação e melhor utilização das capacidades digitais e interoperabilidade

AMA: Sílvia Esteves (silvia.esteves@ama.gov.pt) | Patrícia Horta (patricia.horta@ama.gov.pt)

INCoDe.2030: José Pedro Antunes (jose.pedro.antunes@incode2030.pt)

DGAE: Ana Costa Paula (AnaCosta.Paula@dgae.gov.pt)
ANI: Cristiana Leandro (cristiana.leandro@ani.pt) | Sofia Azevedo (sofia.azevedo@ani.pt)

Interoperabilidade e conectividade na Administração Pública

Blockchain

Polos de Inovação Digital Europeus (EDIHs) e ligação a empresas

Aplicações no sector da SAÚDE e sinergias com programas europeus nesse sector

AICIB: Afonso Duarte (afonso.duarte@aicib.pt)

SPMS: Cátia Pinto (catia.pinto@spms.min-saude.pt) | Nuno Costa (nuno.costa@spms.min-saude.pt)

Obrigado pela atenção

