



# Social Green

Interreg Europe



European Union  
European Regional  
Development Fund

## Carbon Neutral Social Housing in Europe: Post 2020 Challenges and Opportunities

Casa da Música, Porto, 26 March 2019

### **Greening the Social Housing Sector: A Regional Agenda**

Pedro Móia | CCDR-Norte

[pedro.moia@ccdr-n.pt](mailto:pedro.moia@ccdr-n.pt)



# **About Norte Region and the SOCIAL GREEN project**

# CCDR-Norte: a 50 year-old central government body with wide competences at regional level



*A public institution whose activity, since 1969, aims at the...*

**INTEGRATED AND SUSTAINABLE DEVELOPMENT OF THE PORTUGUESE NORTE REGION, CONTRIBUTING TO THE COMPETITIVENESS AND COHESION OF THE NATIONAL TERRITORY**



Photo: CCDRN

# Norte Region: the main Portuguese NUTS II in terms of population and economic activity...

**21.3**      **thousand km<sup>2</sup>**

**3.6**      **million inhabitants**

**57.2 B€**   **GDP**

**121k**      **students in  
higher education**

**143 km**   **of Atlantic coastline**

**4**      **UNESCO World  
Heritage Sites**

**10.8**      **million pax/year in  
Porto airport**



# ... and one of the most dynamic EU regions regarding European Territorial Cooperation (ETC)

## NORTE REGION IN THE INTERREG EUROPE PROGRAMME:

**28** approved projects  
(15% of total in Europe)

**199** European partners  
based in...

**97** regions from 24 countries

Partners that cooperate with organisations  
based in Norte Region

- Location of partner headquarters

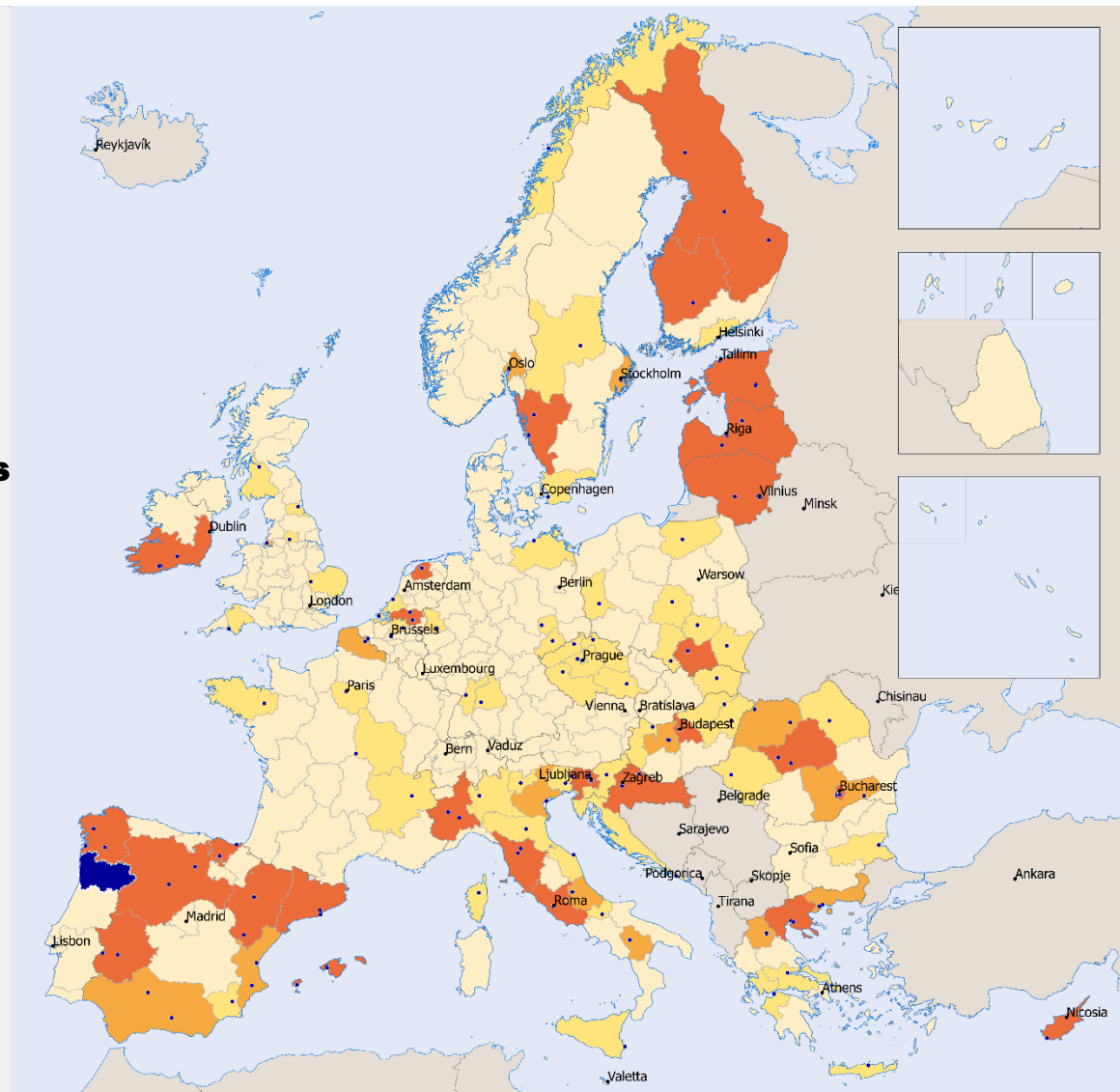
Partners by NUTS II (no)

- 0
- 1
- 2
- 3 or more

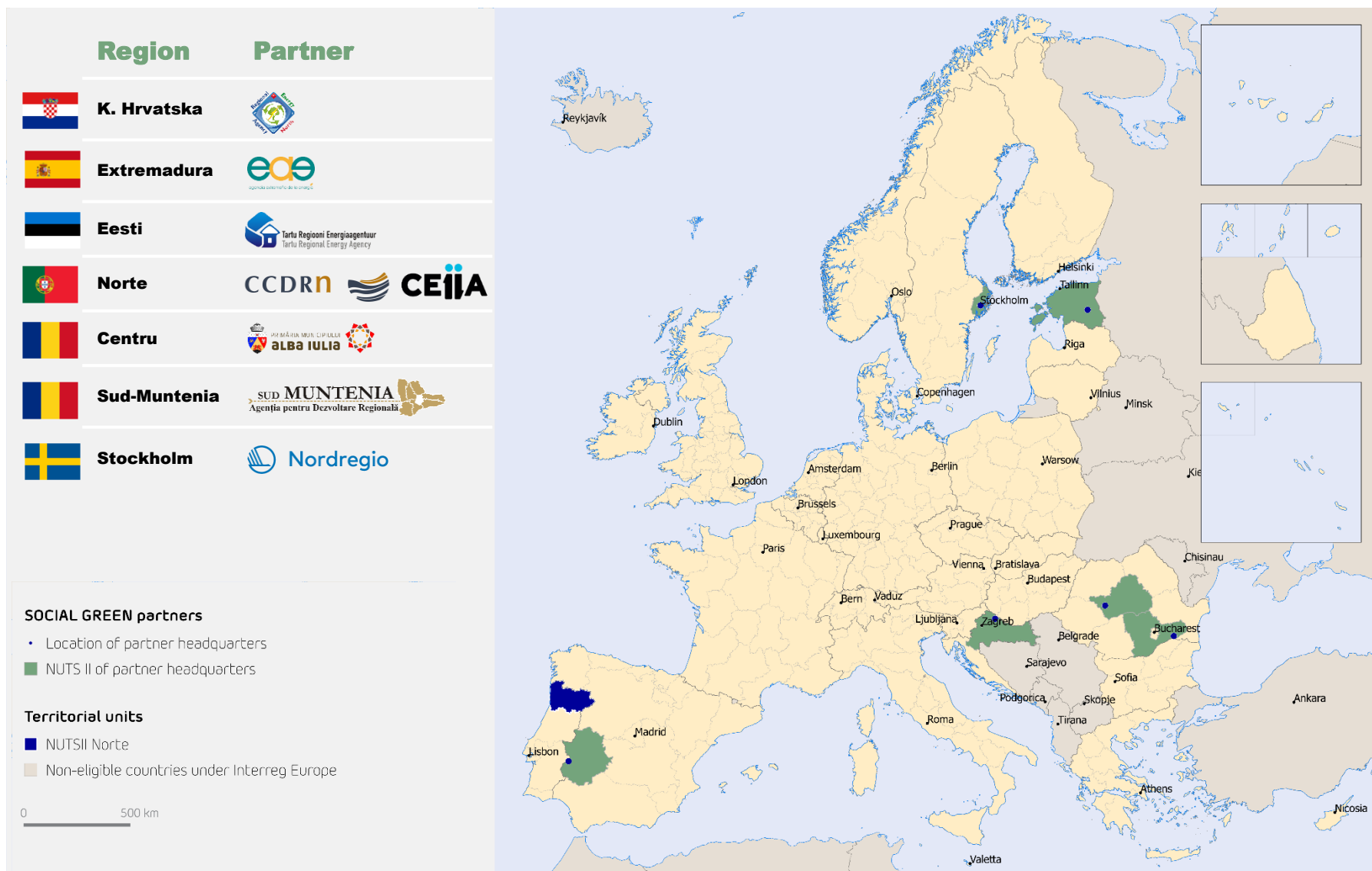
Territorial units

- NUTSII Norte
- Non-eligible countries under Interreg Europe

0 500 km



# SOCIAL GREEN joins 8 partners from 7 regions tackling the common challenge of a greener social housing sector





# During Phase 1 of SOCIAL GREEN Norte has been involved in different interregional activities...

## PHASE 1



## PHASE 2

### *Selection of interregional activity indicators (all partners):*



**6** Interregional meetings/learning events



**4** Reports and technical articles  
published in Interreg Europe's website



**13** Good practices  
published in the Policy Learning Platform



# ...and developed several initiatives at the regional level

## PHASE 1



## PHASE 2

### *Selection of regional-level activity indicators (Norte):*



**6**

**Local Stakeholder Group meetings**



**30**

**Stakeholders involved**

**From over 15 regional and national organisations**



**1**

**Regional Action Plan**

**focused on the improvement of the Regional Operational Programme NORTE 2020**



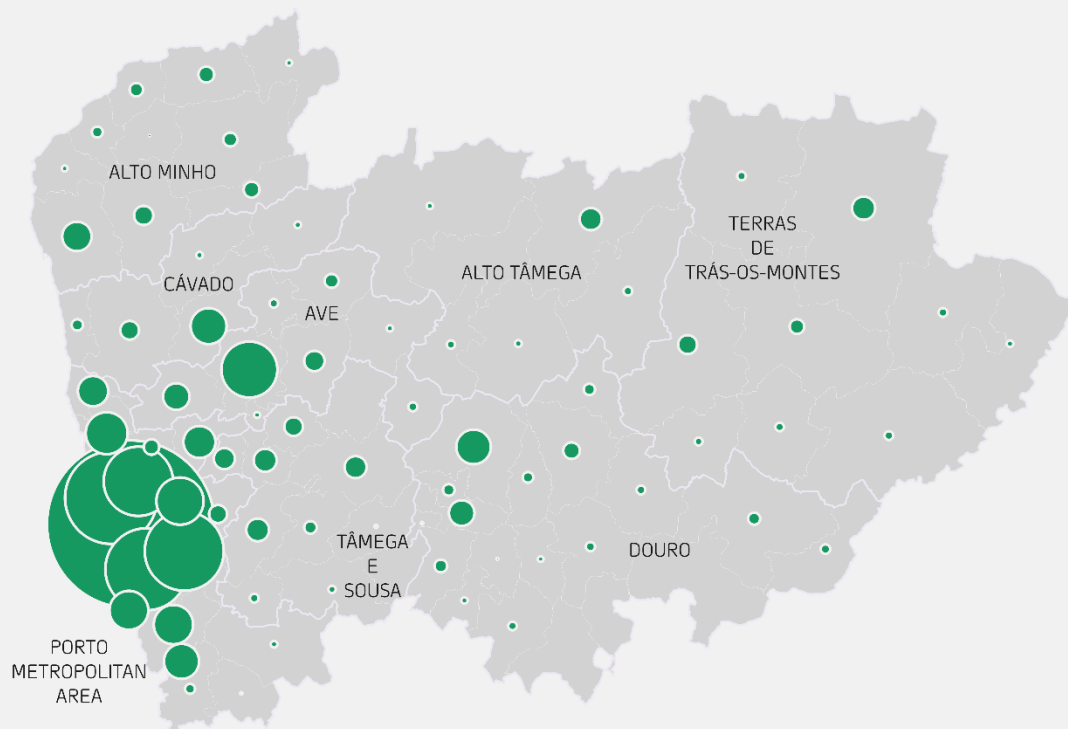
**NORTE  
2020**



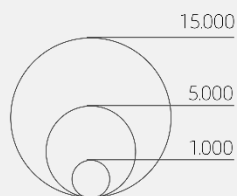


# **Energy efficiency and social housing in Norte: regional specificities**

# Social housing in Norte basic overview



Social Housing Dwellings (no)



## 41.949

**Social housing dwellings  
in Norte in 2015**


- 79%** Located in Porto Metropolitan Area
- 9%** Rehabilitated in 2015
- 5%** Energy certified

## 6.106

**Social housing buildings  
in Norte in 2015**

- 33%** Built prior to the 1980s
- 84%** Entirely owned by municipalities

# Low household income





# High household energy prices



**0,24 €/kWh** for electricity

0,30 (in PPS)



**0,20 €/kWh** for electricity

0,21 (in PPS)

Eurostat (2016)



**0,09 €/kWh** for gas

0,12 (in PPS)



**0,06 €/kWh** for gas

0,06 (in PPS)

Eurostat (2016)



# High incidence of fuel poverty



**23,6%** of residents  
unable to keep homes warm



**11,2%** of residents  
unable to keep homes warm

[www.energypoverty.eu](http://www.energypoverty.eu)



Photo: <https://unsplash.com>



# Specific climatic conditions in EU context



**1.165** Heating Degree Days



**3.076** Heating Degree Days

Eurostat (2016)




Photo: CCDRN

# Specific energy-related behaviour in EU context



Culturally more prone to **adapt to thermal discomfort** in the indoor environment



# Extremely low levels of energy consumption for heating and cooling in households



**22,0%** of energy used in housing sector for heating and cooling



**67,5%** of energy used in housing sector for heating and cooling

INE/DGEG (2010)



**70 €** used **annually** on average to heat and cool the indoor environment

INE/DGEG (2010)

Photo: <https://unsplash.com>

# Energy efficiency measures with dubious impact on levels of energy consumption and emissions

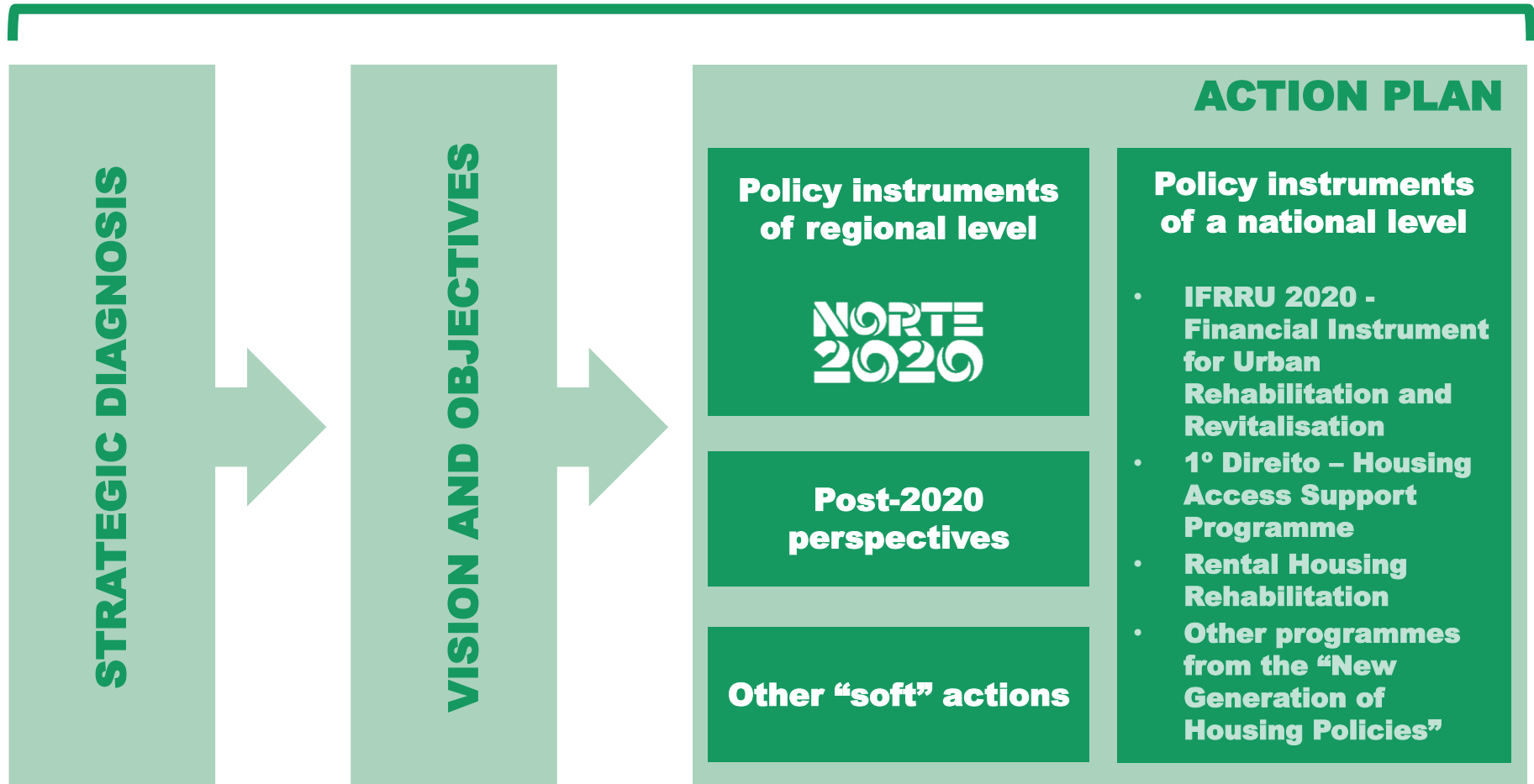




# **Greening the Social Housing Sector in Norte: A Regional Agenda**



# Considering local specificities and the outcomes of SOCIAL GREEN, a regional agenda is being developed



# Preliminary elements of the regional agenda (focus on post-2020)

## Vision

**Towards an energy efficient social housing sector that contributes to the alleviation of the phenomenon of fuel poverty in Norte**



Photo: CCDRN

## Areas of concern (selection):



Rethinking the existing support model for energy efficiency in social housing



Exploring new impact indicators for public policy evaluation and design



Establishing tools to monitor the real conditions of use of buildings



Promoting changes in the energy-related behaviour of users of social housing



Integrating energy-efficiency in wider social and environmental policies



# **Key messages**



**Territory matters: standards, strategies and policies should be adjusted to local realities**



**Cooperation matters: pan-european bottom-up cooperation is key to policy learning and european cohesion**







# Social Green

Interreg Europe



European Union  
European Regional  
Development Fund

**Pedro Móia** | Norte Regional Coordination and Development Commission (CCDR-Norte)

[pedro.moia@ccdr-n.pt](mailto:pedro.moia@ccdr-n.pt)